



CONTACT SHEET

July 2007

Editor, June Ranney

Volume 30, No 7

METRO CAMERA CLUB MEETING

The Metro Camera Club meets the second and fourth Monday of each month (except holidays) at the Will Rogers Garden Exhibition Building, Will Rogers Park, 3400 NW 36th Street, Oklahoma City, Oklahoma. Socializing starts at 7:00 pm. Meeting starts at 7:30 pm.

www.metrocameraclub.org



COMING EVENTS

JULY 9

VIEWPOINT:
“Reflections” entries will be judged by Metro members.

NOTE: (Digital image entries must be emailed by midnight, July 5th to webmaster@metrocameraclub.org to allow time for processing.

JULY 23 Regular Competition

AUGUST 13 Program – to be Announced

AUGUST 27 Competition
Turn in Treasure Hunt Slide Roll

SEPTEMBER 10 Ice Cream Social
Treasure Hunt Spectacular

WELCOME NEW MEMBERS

John Langston
Carl & Dora Webb

WELCOME VISITORS

Susan Hunt
Kathleen Messenbaugh
Frank & Gail Praino
Don Rice

We hope Metro offers you fellowship, programs, and information to further your interest and your enjoyment of photography.

JULY IMAGE QUEST GALLERY

SUBJECT: *What's That Thing? ...*

Have you photographed an unusual object or an unusual view of a common object? Try your skill and post it on the web gallery to webmaster@metrocameraclub.org

Metro Camera Club - Officers, Directors, Committees - 2007

Officers:

President -----Tommy Evans
Vice-President – Wayne Srotyr
Secretary----- Dennis Burian
Treasurer-----Loy Riggs

Directors:

Competition ----- Janet Steyer
Membership ----- Bill Webster
& Publicity Jim Allsman
Field Trip----- Charles Grubbs
Contact Sheet ----June Ranney

Committees:

Hospitality -----Chuck Emmerling
Program ----- Wayne Srotyr
Yearbook -----Jack DeLisle
Webmaster-----Jack DeLisle
Statistician ----- Jack DeLisle
Critique.....Joe Wilson

June25 Competition Results**Black & White****A**

1st	12	Randy Poe	Paper Kite
2nd	11	Randy Poe	Dragonfly
3rd	9	Randy Poe	The Great Orange Tip
3rd	9	Janelle Smith	Church of the Wichitas

AA

1st	11	Georgia Burrows	Rapunzel's Tower
2nd	10	Georgia Burrows	1950's Flower Vase
3rd	8	Georgia Burrows	I'm So Jealous

AAA

1st	13	Joe Spence	Zorro's Hideout
2nd	11	Joe Spence	Beautiful Smile

Color Prints**A**

1st	15	Jim Dudley	Gotcha
2nd	13	James Robinson	Regal Pose
3rd	12	Clarence Robinson	Bishop's Castle
3rd	12	Jim Dudley	So I Sez to Him

AA

1st	13	Jim Allsman	Scissortail in Flight
2nd	12	Georgia Burrows	Springtime Moment
2nd	12	David Nutter	B2 Profile
2nd	12	Chelsea Steyer	Eagle Eyed Eagle
3rd	11	Georgia Burrows	A Cascade of Lights!
3rd	11	Chelsea Steyer	Flaked Out Fox

AAA

1st	15	Jackie Bartels	Tufted Titmouse
2nd	14	Joe Spence	Daylily #1
3rd	12	Jackie Bartels	Fox Sparrow
3rd	12	Dennis Corbin	Harbor Head Lighthouse
3rd	12	Don Morris	Mass Ascention
3rd	12	Maxey Pinson	Barred Owl
3rd	12	Randy Poe	Great Scarlet Mormon
3rd	12	Randy Poe	I Found Him!
3rd	12	Randy Poe	Yellow Tang

**Competition Reminder:**

It is most helpful to expedite the Competition process for members to fill in pre-entry forms on Metro's web site prior to Competition.

Also on the Projected Digital Image Competition nights, it is a requirement to do a pre-entry at digitalcomp@metrocameraclub.org.

Color Slides**A**

1st	13	Bill Steyer	Moraine Park, Winter
2nd	12	Peyton Osborne	Oregon Waterfall
2nd	12	Peyton Osborne	Spring Comes to the Corral
2nd	12	Bill Steyer	Moraine Park, Spring
3rd	10	Peyton Osborne	Lupine
3rd	10	Bill Steyer	Ypsil on Mountain

AA

1st	13	Dennis Burian	Hidden Secrets
1st	13	Janet Steyer	Top of the Rockies
2nd	12	Janet Steyer	Mountain Mission
2nd	12	Janet Steyer	Upper Copeland Falls
3rd	11	Dennis Burian	Latch
3rd	11	Dennis Burian	Next Year's Promis

AAA

1st	14	Joe Wilson	Mt. Scott #2
2nd	12	Jackie Bartels	Raccoon
2nd	12	Charles Grubbs	Sunny Side UP
2nd	12	Joe Wilson	Oxbow Bend
3rd	11	Jackie Bartels	Orangutan Posing
3rd	11	Joe Spence	Maine Lighthouse
3rd	11	Joe Spence	Monarch Beauty

Judges: Janet Cartwright, Jim Heathcock, Pam Myers

**Rotunda Gallery Display**

Competition evenings, judges choose five photograph prints taken within the Oklahoma City area. These are displayed in the Will Rogers Garden Exhibition Building Rotunda. Currently on display:

Scissor Tail in Flight by Jim Allsman
 Fox Sparrow by Jackie Bartels
 Tufted Titmouse by Jackie Bartels
 Great Scarlet Mormon by Randy Poe
 Paper Kite by Randy Poe



VIEWPOINT 2007 METRO CAMERA CLUB

SUBJECT: REFLECTIONS!!!!

requiring your best effort and imagination
photographingREFLECTIONS !!!!

SUGGESTIONS: Use sound practices as far as composition and exposure are concerned. Make them sharp (use of tripod highly recommended). Colorful, contrasty or muted, you decide!!!! Take lots of images... you have plenty of time...but pick your **SINGLE** best shot for this competition.

BASIC RULES

One (1) entry in any or all of the 5 following categories...B&W Print...Color Print...Color Slide...Projected Digital Image Color and Projected Digital Image Black and White ...don't use same image if entering in more than one class.

Regular competition rules apply as far as mounting and size of pictures. (Don't bring an unmounted 4 x 6 print...it will be lost or otherwise destroyed).

Only new images taken after March 19, 2007 will be allowed...take fresh images...don't use old stock...this project is designed to allow you to explore new ideas!!

Bring your entries to the July 9, 2007 meeting. Digital Images will have to be handled differently...will need to be sent in to Webmaster by July 5, 2007. At the meeting, every member will be given a tally sheet where he/she will pick the best image in each of the five categories. You will pick the winner!!!! Simple majority wins!!

Any questions? Contact Joe Wilson
947-5511
JOESWB@AOL.COM

TREASURE HUNT

Did you get your official roll of 24 frame slide film from Metro for the 2007 Treasure Hunt? Rolls were available at the June 25th meeting, and will be on hand again in July. Cost per roll is \$10 which includes processing. There is still time to participate.

Six subjects are on the treasure hunt list:

1. "S" Curves
2. Steeples
3. Red
4. Architectural Detail
5. Motion
6. Night Life

TREASURE HUNT RULES

Take four pictures that will fulfill the subject requirements of the 6 assigned subjects. Please attempt to make four different pictures for each subject. In other words, if the subject is "Windows", don't just submit 4 pictures of the same window.

Submit your exposed and not processed roll of "Official" film and the supplied log sheet of your exposures to Dennis Burian on or before the Club meeting of August 27.

(The Club will have the film processed.)

Slides will be shown, and winners announced at the September 10th Ice Cream Social

WORDS TO LIVE BY

Politeness costs nothing and gains everything.

Truth is a useful idea.

Success depends on backbone, not wishbone.

Benefits of Shooting in Manual Exposure Mode

Submitted by James Pratt

www.intelephoto.com

www.rideok.com

Like most photographers, I first started shooting in “Program” mode on my Nikon cameras. Unknown to me, I was relegating the thinking process of taking a photo to Nikon’s sensor technology and the software skills of the programmers in Japan. After a year or so I wanted more control over my pictures and switched to Aperture Priority mode. This was better, since I controlled my depth of field and indirectly my shutter speed, but it still did not elevate my learning process and the camera was still deciding how to set my exposure.

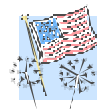
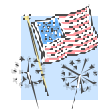
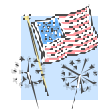
When you photograph in Program, Aperture Priority, Shutter Priority, or any of the newfangled “scene” modes on some new cameras, you are limiting your ability to learn photography and delegating much of the exposure responsibility to your camera’s light meter and the software in the camera that reads this meter and makes the exposure calculations. While the latest cameras have awesome capabilities in regards to scene detection and exposure adjustment, they pale in comparison to a well trained human brain. You need to train your noggin to understand the lighting in a scene and to make your own technical and creative decisions about exposure and lighting.

My first digital camera was a Nikon D1, one of the first ones to arrive in Oklahoma. The ability to snap the shutter and immediately see the results turbocharged my ability to learn photography. It wasn’t long until I started shooting in manual exposure mode so that I could better understand what was happening to my pictures. I still used the

camera’s light meter to evaluate a scene, but my brain would do the calculations to expose the scene the way I wanted it exposed, rather than the way a software programmer in Japan thought it should be exposed. At the same time I switched to spot metering in the camera so I could point the lens at several subjects in the photo and read the meter for myself. The fancy “evaluative metering” was great for general purpose photography, but was terrible when you wanted to do creative things like backlight a scene, expose for a sunset, or deal with a bright subject.

So now I have evolved to where I shoot almost exclusively in manual exposure mode, setting my shutter speed and aperture using the dials on the camera. My Nikons are all set to spot metering. When I see something I want to take a picture of I will meter various items in the scene, such as grass, brick walls, the sky, asphalt, and then make my exposure settings based on those readings. Even with fast action sports such as football or motorcycle racing, I always use manual exposure mode. I have done it so often now that I don’t even have to think about it, my mind just runs those calculations subconsciously while I am thinking about other subjects such as lighting and composition. Eventually if you shoot enough, your brain can concentrate on the creative aspects of your photos and not on the technical aspects such as exposure, focus, composition and lighting.

So switch that DSLR to manual mode and start learning how to do your own exposures. It doesn’t cost you anything if you make an exposure miscalculation – just adjust your settings and shoot again!



Capture the Wild
Zoo Photo Contest
July 16 – August 13
 Sponsored by:
 ZooFriends, Oklahoma Zoological Society
 International Photography Hall of Fame

Contest Categories

Youth I – Through Age 8
 Youth II – ages 9-12
 Youth III – ages 13-18

Adult

Aquarium/Reptiles/Amphibians	Birds
Mammals/Carnivores	Landscape
Mammals/Herbivores	

Rules

1. Photos must be taken at the Oklahoma City Zoo.
2. All photos will become the property of the Oklahoma Zoological Society for publication and promotion. Photo credit will be given where available.
3. Zoo employees, OZS employees and their families are not eligible.
4. Entries must be received between July 16 and Aug. 13, 2007. Late entries not accepted.

FORMAT FOR SUBMISSION

1. Photos must be 8”X10” and mounted on regular (not foam filled) mat board. Mats must be no larger than 10”X12”.
2. **Four (4)** entries accepted per photographer.
3. **Two (2)** entry forms must be submitted per picture. Forms can be copied. Secure one copy to back of mat & one to back of photo.
4. **Deliver entries to the ZooFriends Membership office or mail to:**
ZooFriends, P.O. Box 18424,
Oklahoma City, OK 73154.
5. In addition to a hard copy submission, a CD with your photos is encouraged, but not required. Photo formats should be 300 DPI, TIFF or JPEG files.

QUESTIONS? Call 427-2461, ext. 618

WALK-ABOUT WORKSHOP

Saturday, June 30 (9 a.m. – noon)
 Saturday, July 7th (9 a.m. – noon)
 Sunday, July 8th (9 a.m. – noon)
 Learn tips from a professional photographer
FREE, but reservations required and space is limited
 Call and reserve one workshop
 (405) 427-2461, ext 618

WINNERS ANNOUNCED

Sunday, August 26
 2 p.m. Reception
 2:30 p.m. Awards Ceremony
 Rosser Conservation
 Education Center @ the Zoo

2007 Photo Contest Entry Form

(Please print clearly)

Name _____

Day Phone _____

Address _____

City, State, Zip _____

E-mail _____

YOUTH: () Youth I () Youth II () Youth III Age: _____

ADULT: Mammals/Carnivores() Mammals/Herbivores()
 Birds() Landscape() Aquarium Life/Reptiles/Amphibians()
 Kind of animal _____

REMEMBER METRO SPONSORS

BAKER PHOTO & VIDEO
 401 W. Main
 Yukon, OK 73099

EPPERSON PHOTO-VIDEO
 3110 N. May Ave.
 Oklahoma City, OK 73112

PHOTO FACTORY
 4220 N. May Ave
 Oklahoma City, OK 73118

PIPKIN CAMERAS &
 PHOTO PRODUCTS REPAIR
 3109 N. Classen Blvd.
 Oklahoma City, OK 73118

TRUE COLOR PHOTO, INC.
 710 W. Sheridan
 Oklahoma City, OK 73102